

Project Management Dashboard | Overview

Here are the updates from [3/3/2025 12:36:48](#)

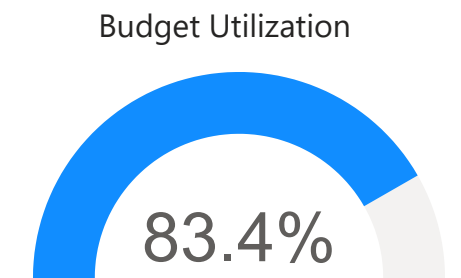
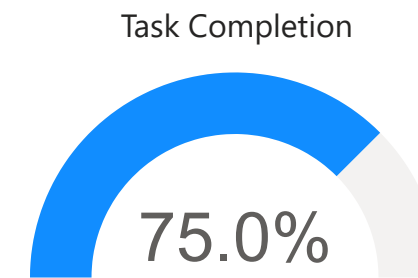


Number of Projects
53

Number of Tasks
163

Total Cost
\$8,733K

Total Budget
\$10,469K



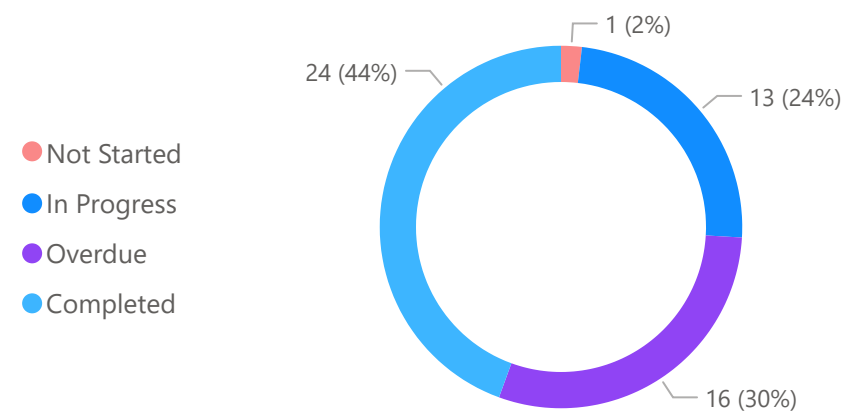
Project Board

Cost Analysis

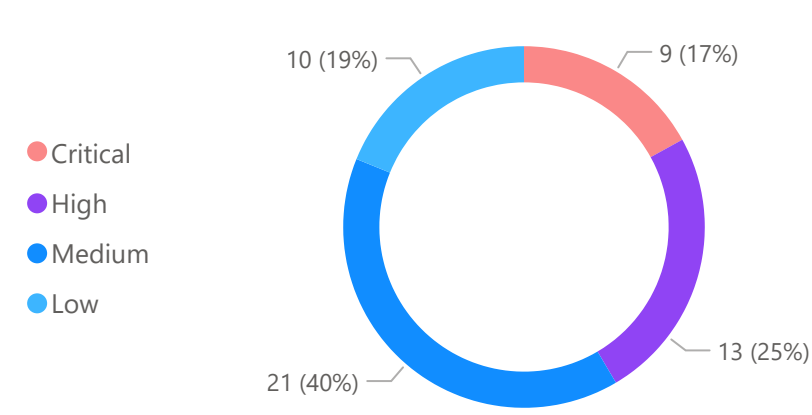
Project Timeline

Project Manager

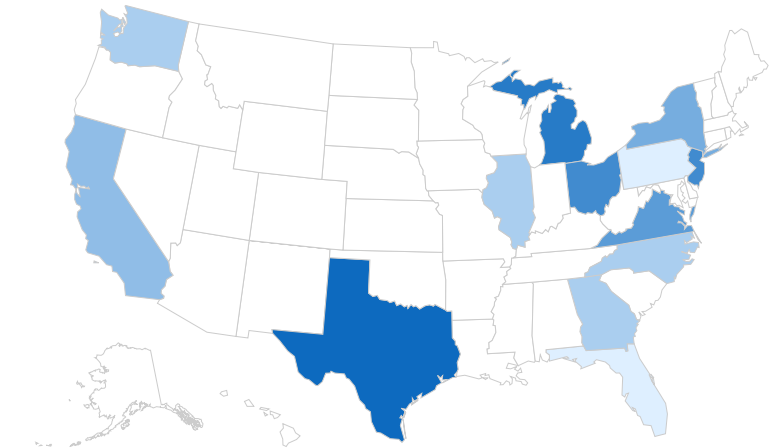
Projects by Status



Projects by Priority



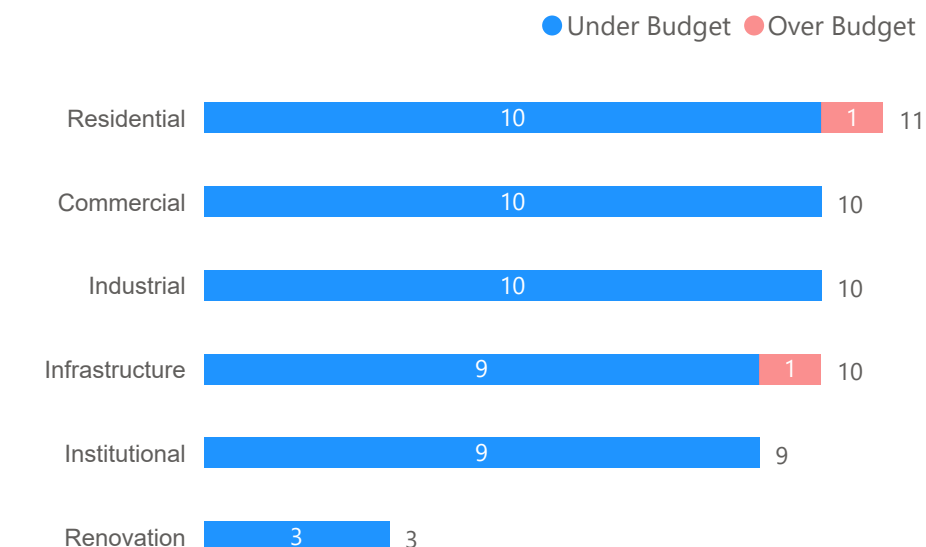
Location with Uncompleted Tasks



Budget Utilization by Projects Type



Number of Under Budget Projects and Over Budget



Need your Attention:

P017 - Urban Trade Hub is the most Overdue Project and it has been delayed for **303** days

Hakima Amrani might need assistance as they have **7** tasks pending

Project Managers

Project Manager	Overdue	Projects	Task Completion %	Total Budget Utilization
Adil Sami	2	7	83.9%	84.4%
Ali Rahim	1	4	72.1%	84.4%
Bilal Ibrahim	1	4	91.7%	81.6%
Hakima Amrani	5	9	61.4%	81.6%
Lana Hadzic	2	6	73.1%	82.7%

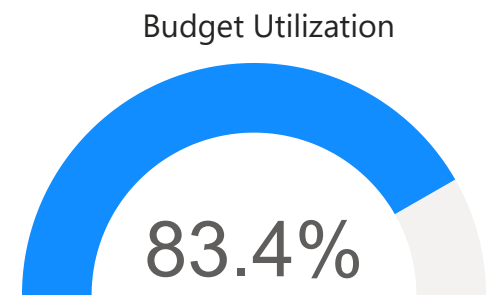
Project Management Dashboard | Cost Analysis



Total Cost
\$8,733K

Total Budget
\$10,469K

Total Budget Remaining
\$1,736K



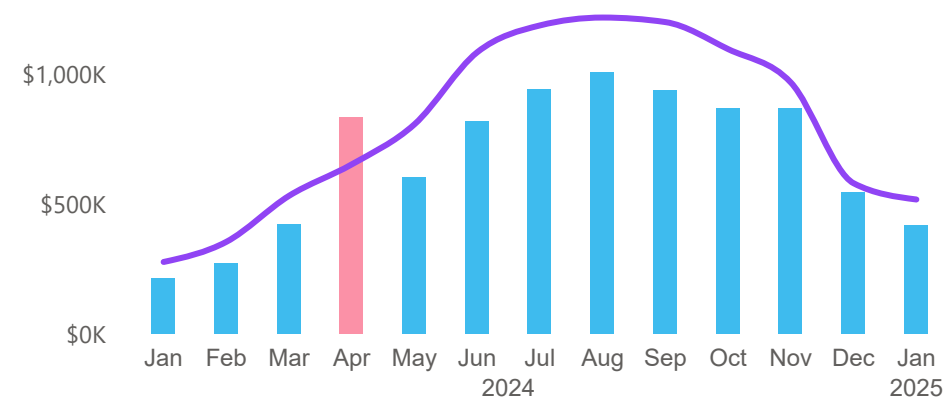
Project Board

Cost Analysis

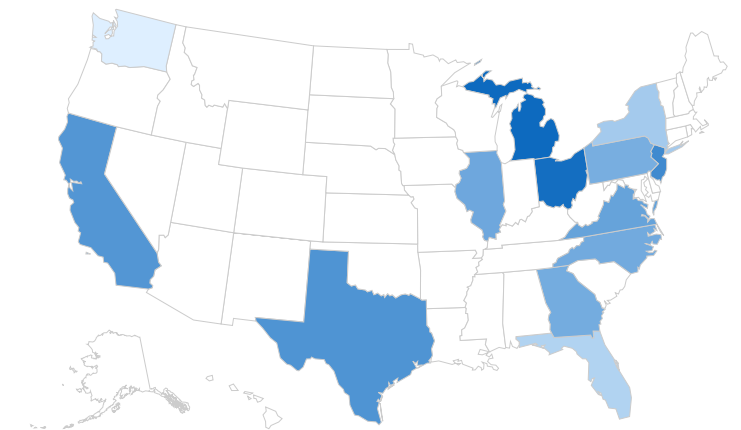
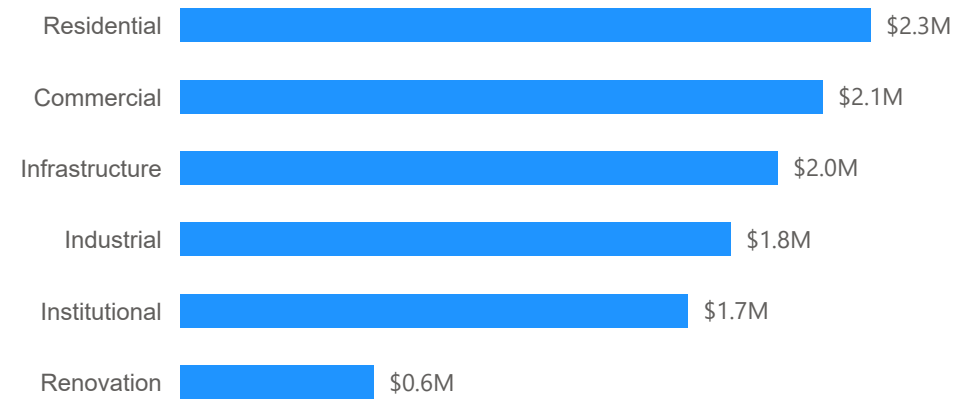
Project Timeline

Project Manager

Monthly Trend of Budget vs Cost



Budget by Project Type and Location



Budget

Budget Allocation and Utilization, and Task Completion

All

Project ID - Name	Total Budget	Total Cost	Total Budget Remaining	Total Budget Utilization %	Task Completion %
⊕ P001 - Skyview Villas	\$249,670	\$202,590	\$47,080	81.1%	36.3%
⊕ P002 - Greenfield Heights	\$204,930	\$171,495	\$33,435	83.7%	83.0%
⊕ P003 - Harmony Homes	\$173,420	\$146,115	\$27,305	84.3%	100.0%
⊕ P004 - Oceanfront Estates	\$156,060	\$129,330	\$26,730	82.9%	86.3%

Need your Attention:

P037 - Skylink Metro has the highest Budget Utilization, which is **105.1%**

P037 - Skylink Metro is the project with the highest cost, which is **\$342,264**

There are **22** Tasks which are over the allocated Budget

Project Management Dashboard | Project Timeline



Project Board

Cost Analysis

Project Timeline

Project Manager

Need your Attention:

[P017 - Urban Trade Hub](#) is the most Overdue Project and it has been delayed for **303** days

[Hakima Amrani](#) might need assistance as they have **7** tasks pending

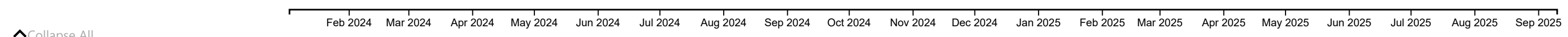
Project ID - Name

Task ID - Name

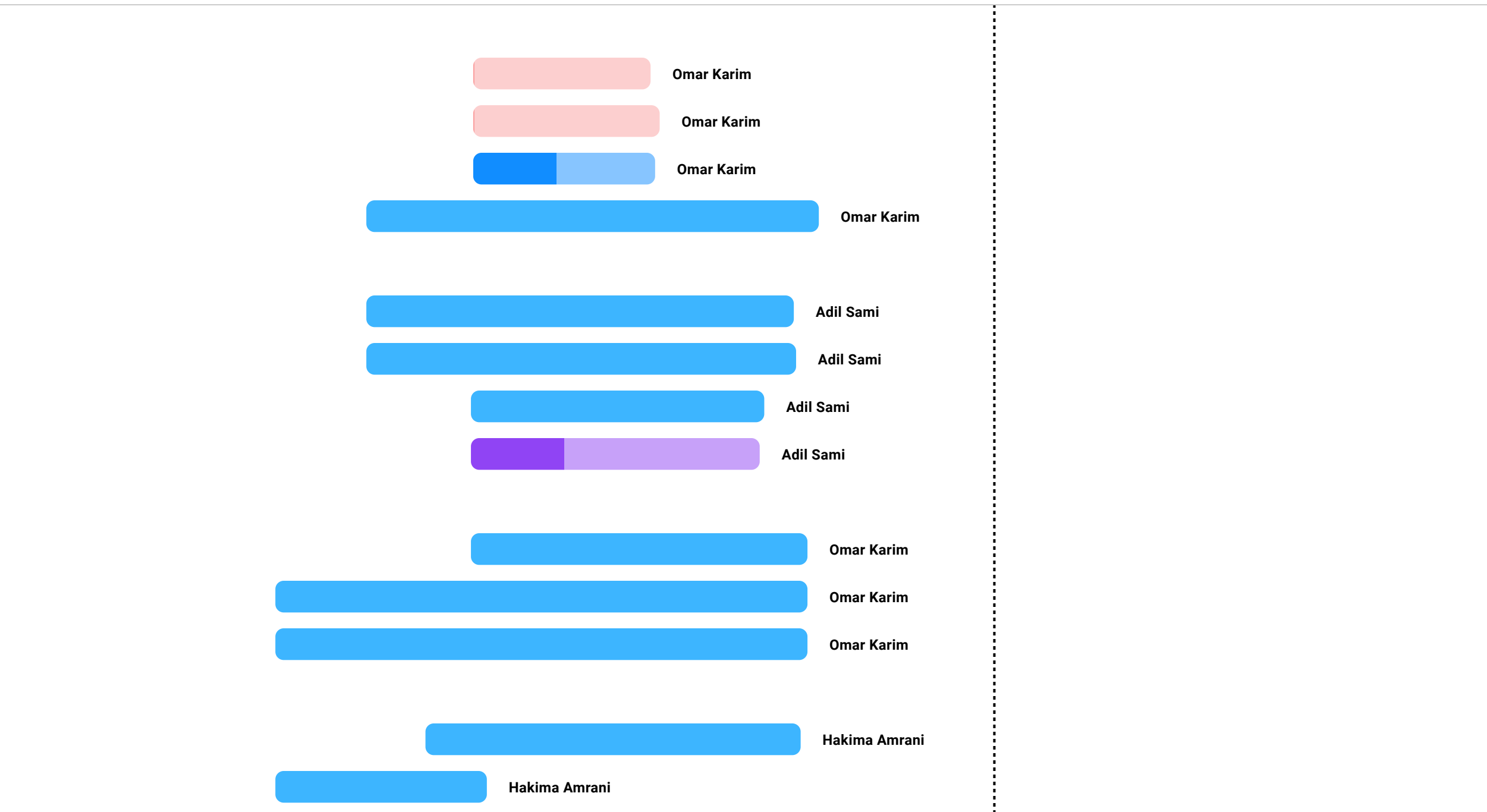
Project Status

Assigned To

● Completed ● In Progress ● Not Started ● Pending



- P001 - Skyview Villas**
 - T001 - Site Survey
 - T002 - Foundation Work
 - T003 - Framing
 - T004 - Roofing
- P002 - Greenfield Heights**
 - T005 - Land Clearing
 - T006 - Excavation
 - T007 - Plumbing
 - T008 - Painting
- P003 - Harmony Homes**
 - T009 - Design Approval
 - T010 - Electrical Work
 - T011 - Landscaping
- P004 - Oceanfront Estates**
 - T002 - Foundation Work
 - T012 - Soil Testing



Project Management Dashboard | Project Manager



Project Board

Cost Analysis

Project Timeline

Project Manager

	Project Manager	Projects	Overdue	Total Budget	Total Budget Utilization	%	Remaining Budget	Total Tasks	Task Completion	%
	Adil Sami	7	2	\$1,417,750	84.4%	<div style="width: 84.4%;"></div>	\$221,740	22	83.9%	<div style="width: 83.9%;"></div>
	Ali Rahim	4	1	\$966,490	84.4%	<div style="width: 84.4%;"></div>	\$150,639	13	72.1%	<div style="width: 72.1%;"></div>
	Bilal Ibrahim	4	1	\$846,550	81.6%	<div style="width: 81.6%;"></div>	\$155,665	12	91.7%	<div style="width: 91.7%;"></div>
	Hakima Amrani	9	5	\$1,944,310	81.6%	<div style="width: 81.6%;"></div>	\$357,745	28	61.4%	<div style="width: 61.4%;"></div>
	Lana Hadzic	6	2	\$1,385,790	82.7%	<div style="width: 82.7%;"></div>	\$240,276	18	73.1%	<div style="width: 73.1%;"></div>
	Omar Karim	10	4	\$1,727,830	81.1%	<div style="width: 81.1%;"></div>	\$327,070	31	68.4%	<div style="width: 68.4%;"></div>
	Siti Afiqah	6	1	\$947,600	84.9%	<div style="width: 84.9%;"></div>	\$143,270	18	78.7%	<div style="width: 78.7%;"></div>
	Tereza Kralova	7		\$1,233,170	88.7%	<div style="width: 88.7%;"></div>	\$139,850	21	84.7%	<div style="width: 84.7%;"></div>