



HOSPITAL

Hospital

All

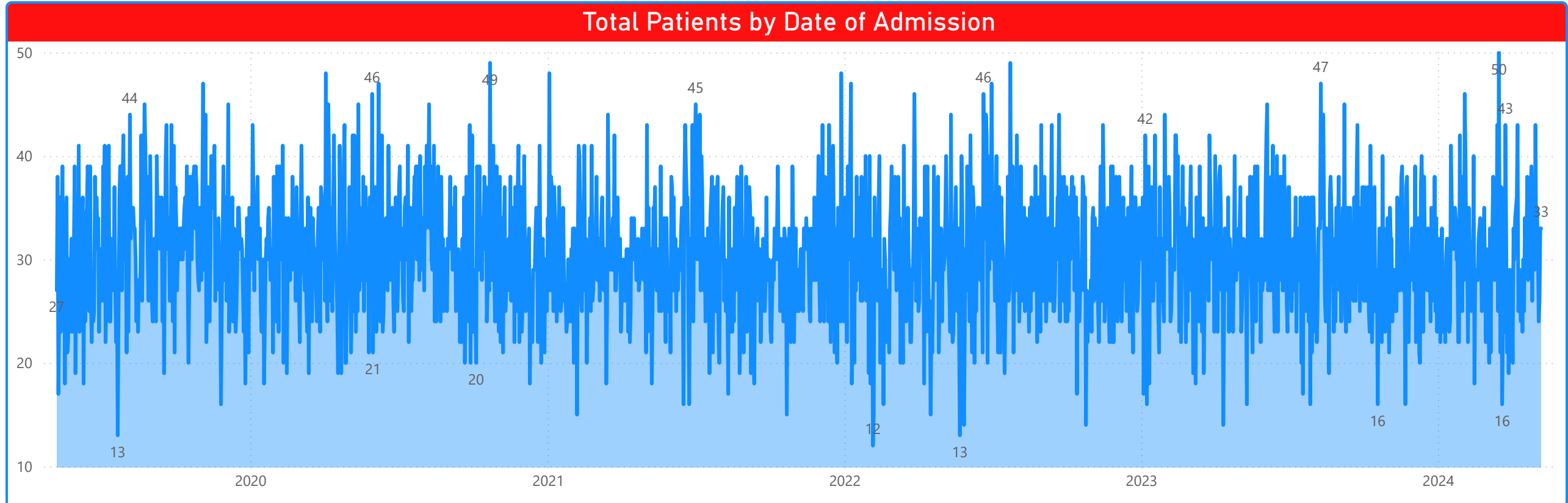
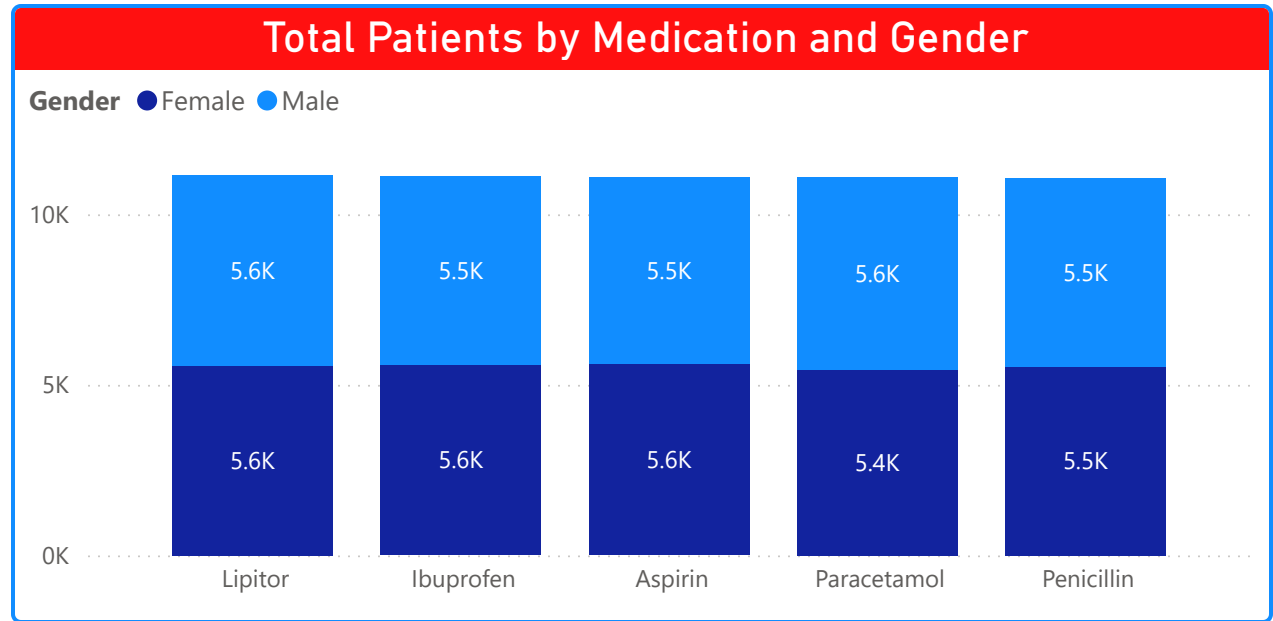
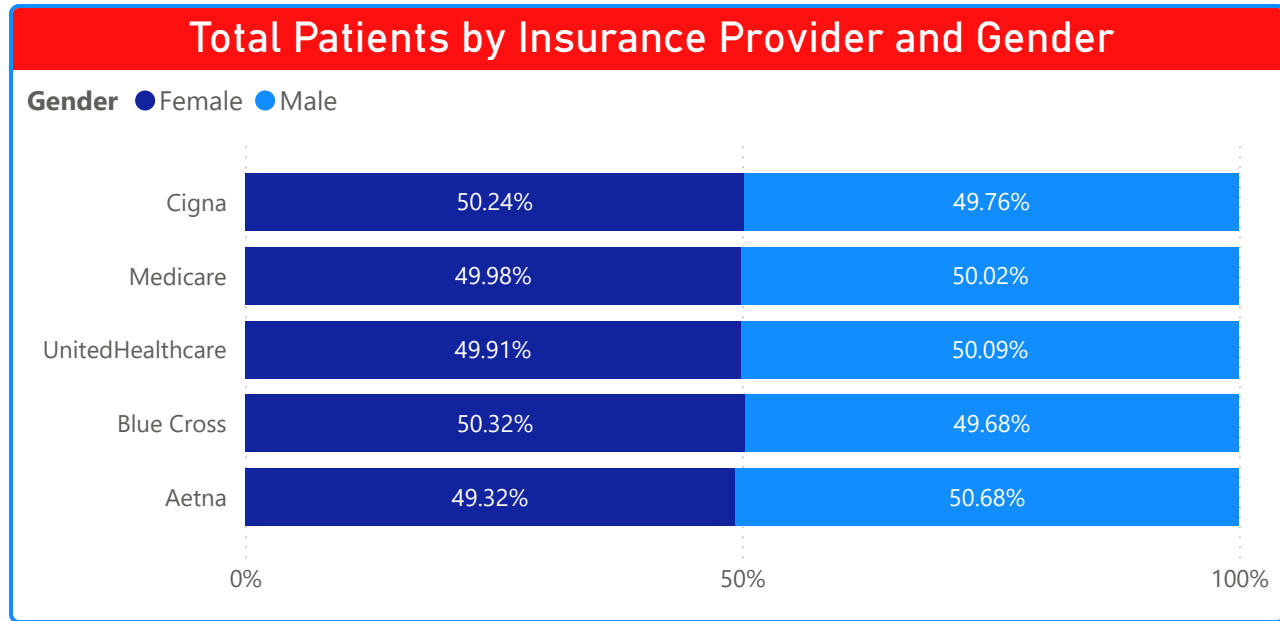
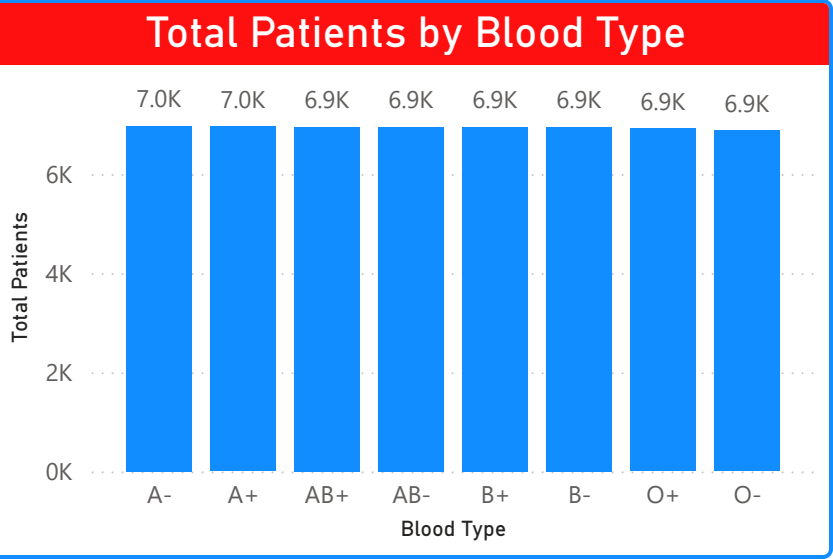
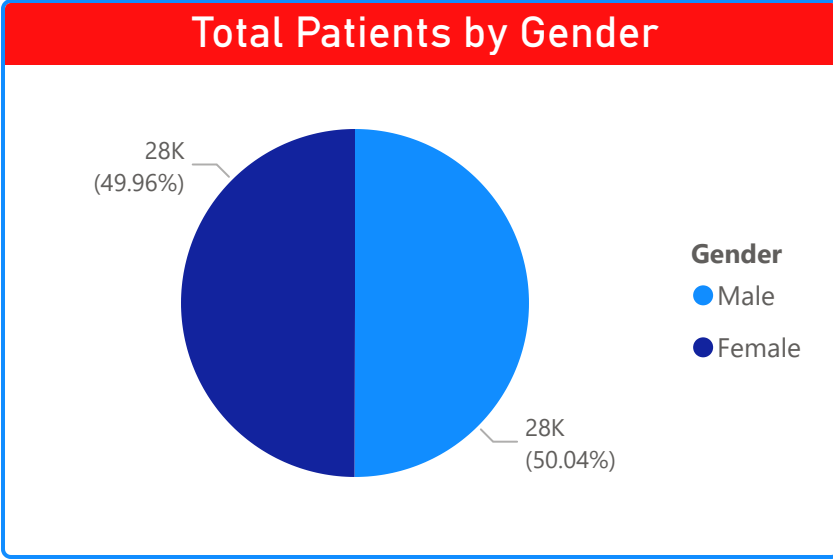
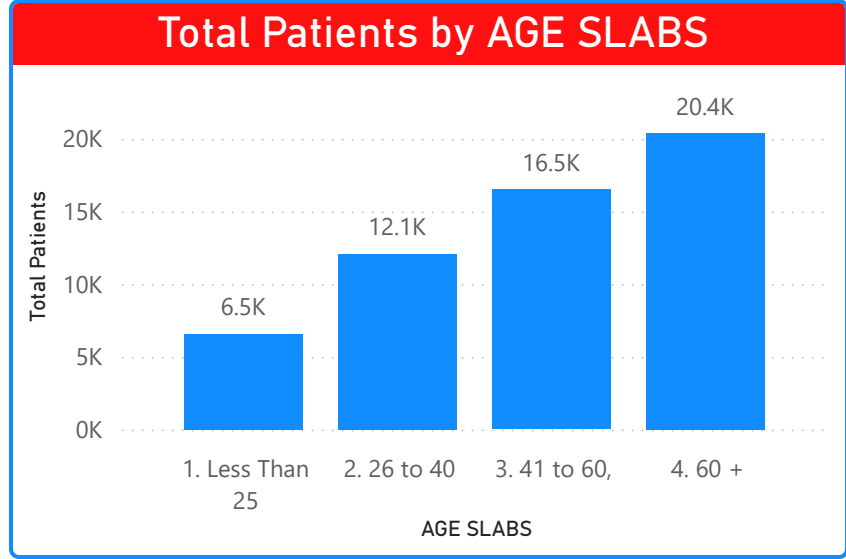
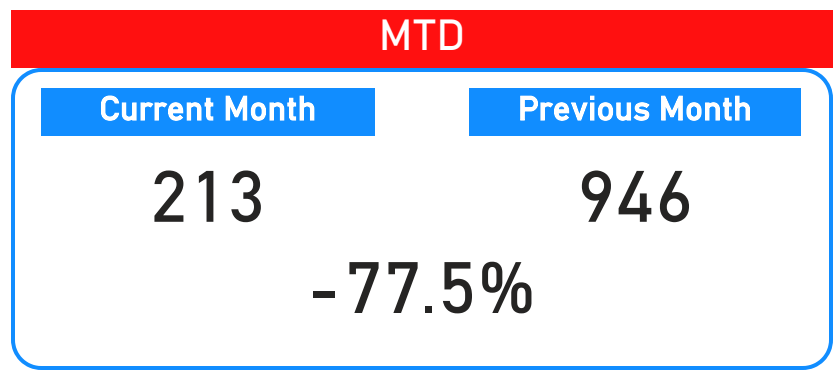

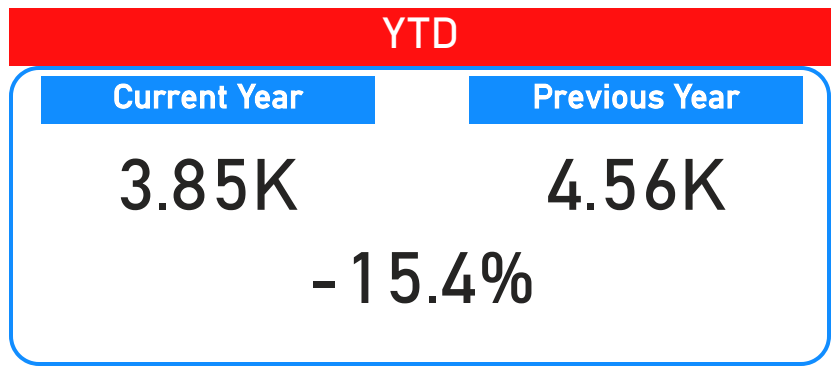




Admission Type
All

Test results
All

Medical Condition
All



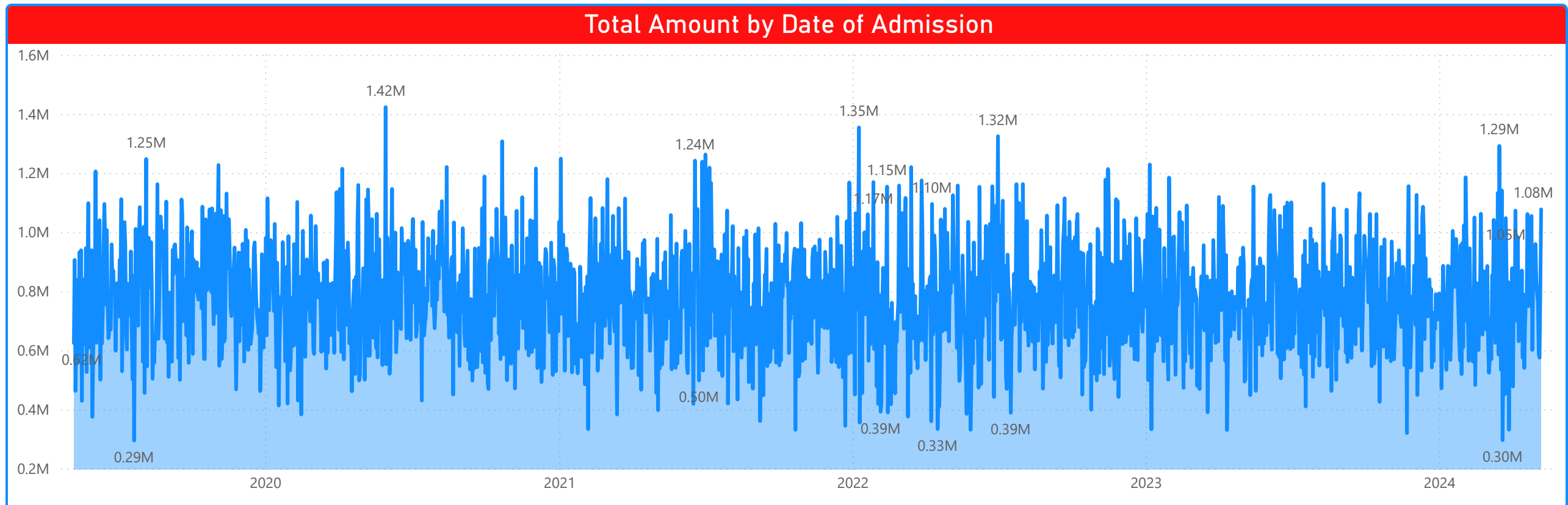
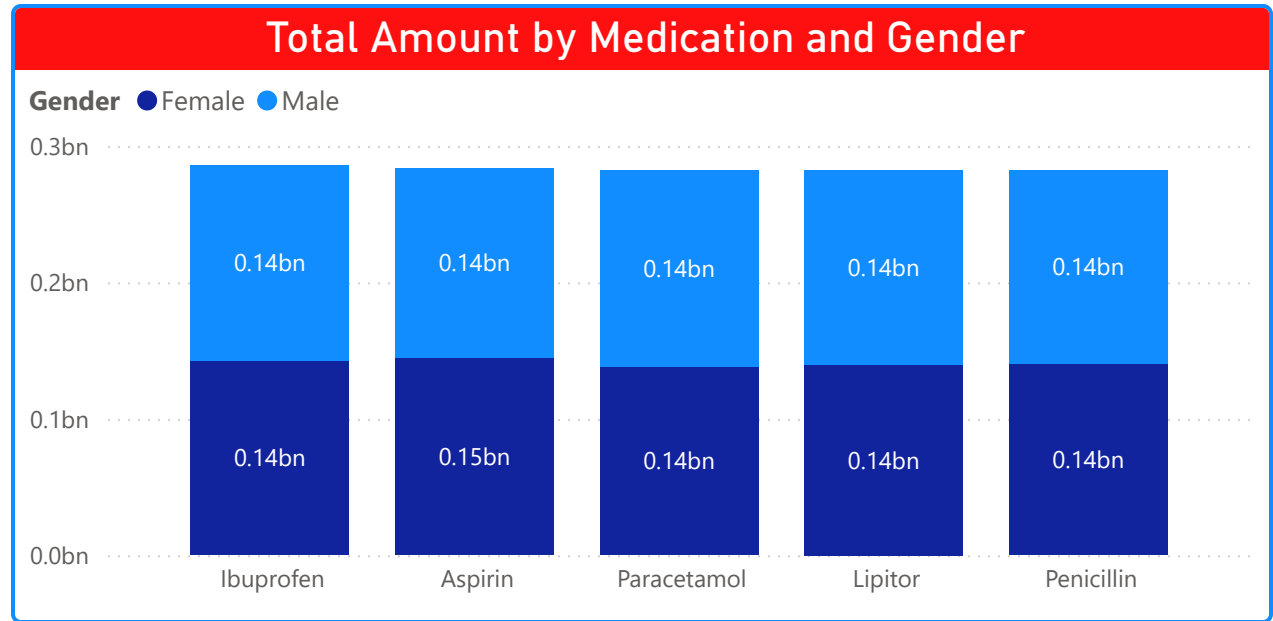
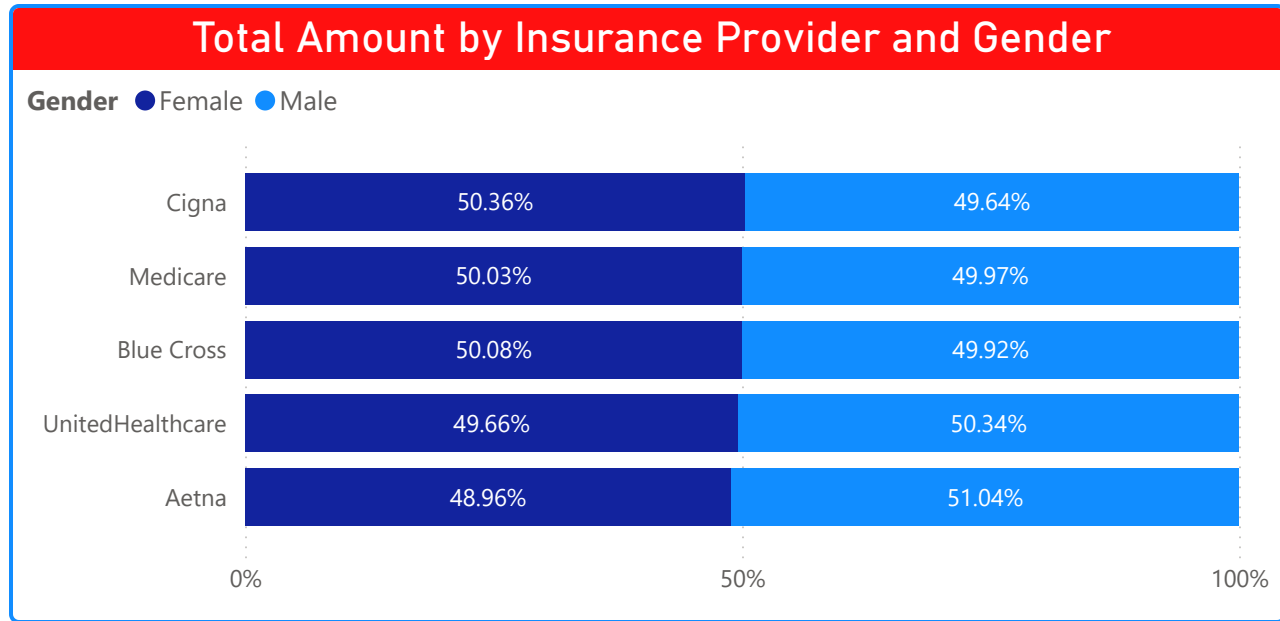
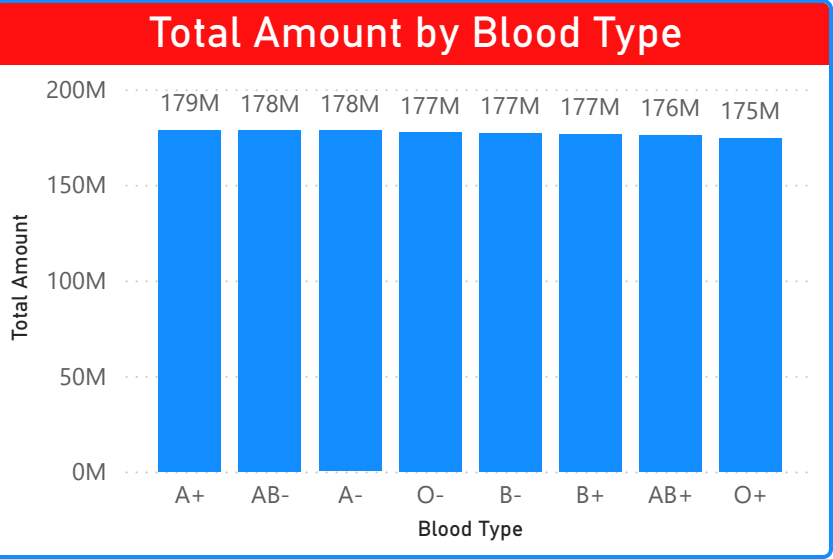
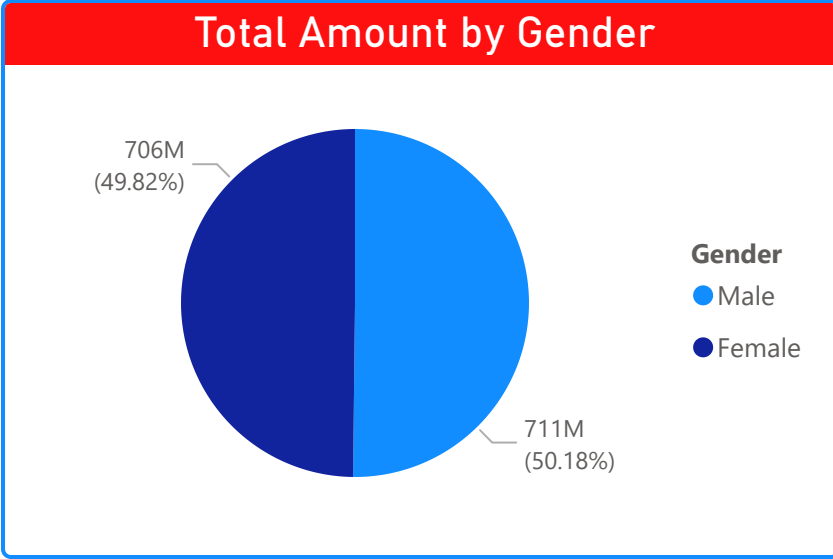
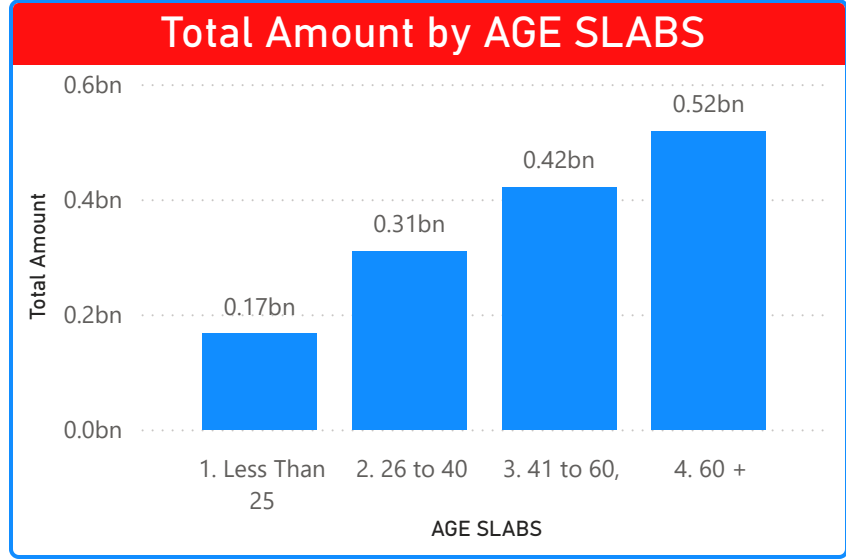

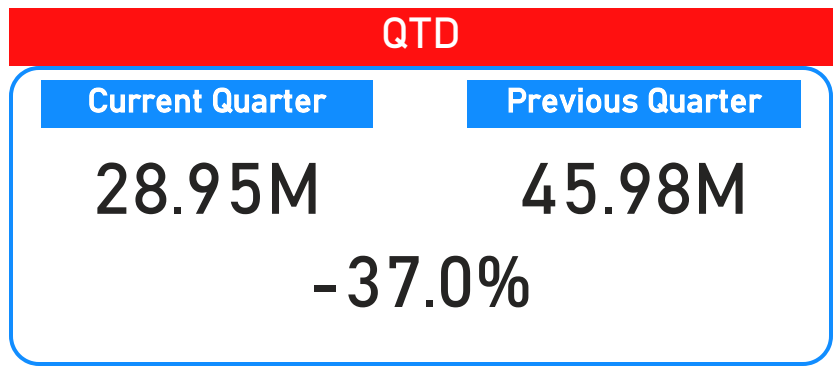
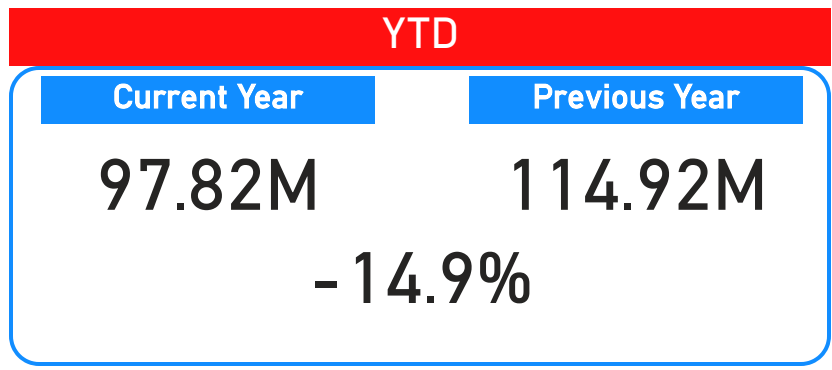
Insurance Provider	Arthritis	Asthma	Cancer	Diabetes	Hypertension	Obesity	Total
Aetna	1,832	1,740	1,819	1,842	1,876	1,804	10,913
Elective	619	599	628	631	664	613	3,754
1. Less Than 25	83	68	62	76	69	64	422
Female	41	41	24	43	35	32	216
A-	4	8	2	4	1	7	26
A+	2	3	5	7	3	2	22
AB-	4	1	4	5	7	5	26
AB+	4	3	2	5	4	2	20
B-	6	6	5	7	3	8	35
B+	6	4	5	5	1	3	24
O-	6	7	3	10	4	30	30
O+	9	9	1	7	6	1	33
Male	42	27	38	33	34	32	206
2. 26 to 40	137	146	139	149	147	127	845
3. 41 to 60,	195	166	182	187	219	196	1,145
4. 60 +	204	219	245	219	229	226	1,342
Emergency	607	583	604	601	624	656	3,675
Urgent	606	558	587	610	588	535	3,484
Blue Cross	1,852	1,835	1,808	1,860	1,813	1,891	11,059
Elective	645	614	621	581	637	649	3,747
1. Less Than 25	75	60	67	76	86	80	444
2. 26 to 40	148	129	131	123	138	143	812
Female	76	56	78	56	55	69	390
Male	72	73	53	67	83	74	422
A-	12	9	7	13	14	7	62
A+	7	14	4	14	12	17	68
AB-	9	7	6	8	8	8	46
AB+	9	11	9	5	7	7	48
B-	5	11	6	9	12	7	50
Total	9,308	9,185	9,227	9,304	9,245	9,231	55,500



Admission Type
All

Test results
All

Medical Condition
All



Insurance Provider	Arthritis	Asthma	Cancer	Diabetes	Hypertension	Obesity	Total
Aetna	46,677,444	44,973,713	45,335,683	47,091,077	48,581,299	46,203,887	278,863,103
Elective	15,625,252	15,448,005	15,912,211	15,903,604	17,016,939	15,564,253	95,470,264
1. Less Than 25	2,077,751	1,755,705	1,573,112	1,978,663	1,841,085	1,720,066	10,946,380
Female	931,217	1,106,071	597,223	1,194,056	1,000,663	743,208	5,572,439
A-	77,495	227,887	36,813	99,498	41,371	246,858	729,921
A+	57,610	77,940	121,848	220,721	130,396	51,538	660,054
AB-	108,147	12,133	88,914	124,794	160,631	108,029	602,646
AB+	104,222	97,321	46,227	157,054	62,294	14,848	481,966
B-	84,755	185,498	142,469	173,627	80,866	161,432	828,647
B+	78,046	74,399	134,355	180,174	25,949	36,661	529,584
O-	162,312	183,856		116,262	285,267	94,954	842,651
O+	258,629	247,037	26,598	121,926	213,889	28,889	896,969
Male	1,146,534	649,633	975,889	784,606	840,421	976,858	5,373,942
2. 26 to 40	3,571,642	3,848,621	3,385,241	3,623,973	3,571,868	3,118,538	21,119,882
3. 41 to 60,	4,624,022	4,299,434	4,440,795	4,580,139	5,655,414	4,937,949	28,537,752
4. 60 +	5,351,838	5,544,245	6,513,064	5,720,829	5,948,572	5,787,701	34,866,249
Emergency	15,342,818	14,963,509	14,778,335	15,173,884	15,969,494	16,943,378	93,171,419
Urgent	15,709,373	14,562,199	14,645,137	16,013,589	15,594,866	13,696,256	90,221,420
Blue Cross	47,768,245	46,135,161	45,382,424	48,025,288	46,586,592	49,356,585	283,254,294
Elective	16,980,333	15,313,908	15,674,090	15,072,460	16,273,746	16,717,210	96,031,747
1. Less Than 25	1,907,208	1,648,733	1,787,833	1,737,004	2,437,104	2,037,889	11,555,771
2. 26 to 40	3,807,326	3,036,489	3,428,190	3,080,742	3,493,148	3,765,001	20,610,896
Female	1,928,742	1,501,933	1,886,429	1,293,441	1,370,689	1,756,417	9,737,651
Male	1,878,583	1,534,556	1,541,761	1,787,301	2,122,460	2,008,584	10,873,245
A-	418,422	170,892	153,554	348,973	337,979	217,086	1,646,906
A+	162,655	317,674	57,277	468,952	251,288	383,813	1,641,659
AB-	171,196	143,485	222,310	124,331	175,815	210,990	1,048,127
AB+	250,768	199,617	309,253	99,853	258,832	173,750	1,292,073
B-	118,380	242,089	162,700	286,836	343,324	178,648	1,331,977
Total	237,329,120	235,459,765	232,167,861	238,539,725	235,720,650	238,214,921	1,417,432,043