

Construction Project Management

Overview

Task Timeline

Projects
100

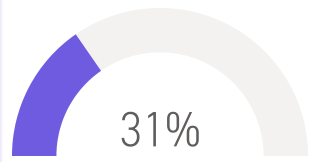
Tasks
300

Cost
\$518K

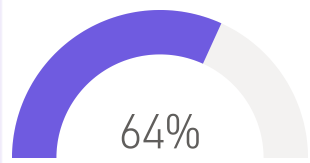
Budget
\$2M

Profit
\$18K

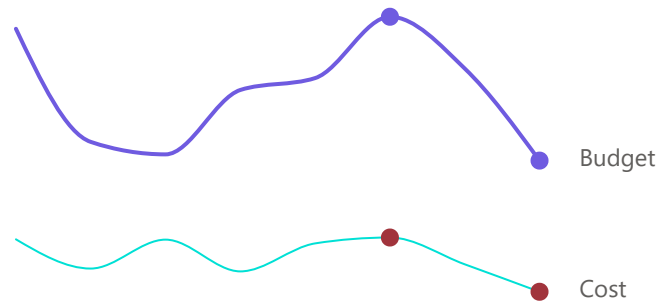
Budget Utilization



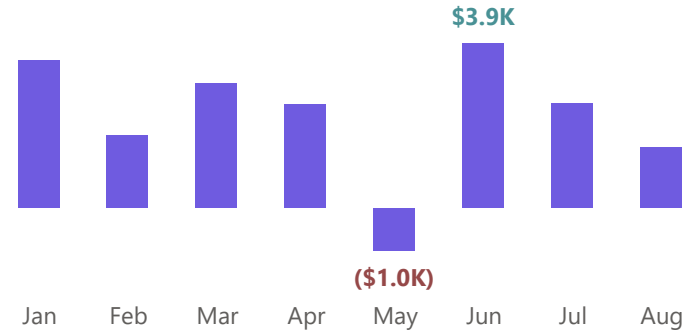
Task Completion %



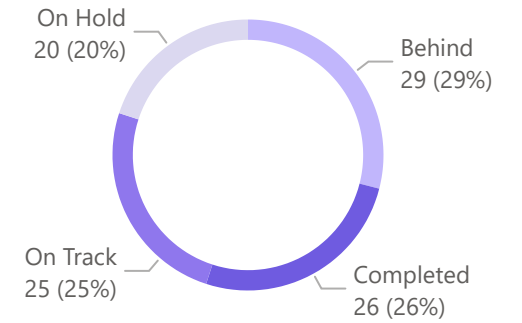
Cost & Budget by Month



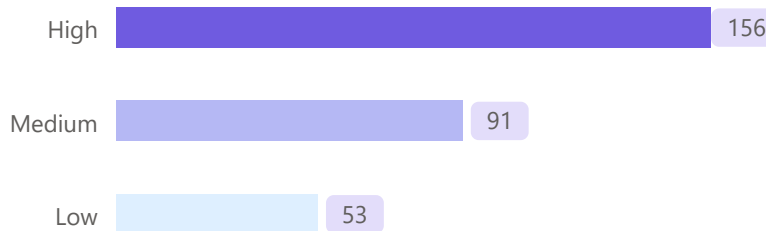
Profit by Month



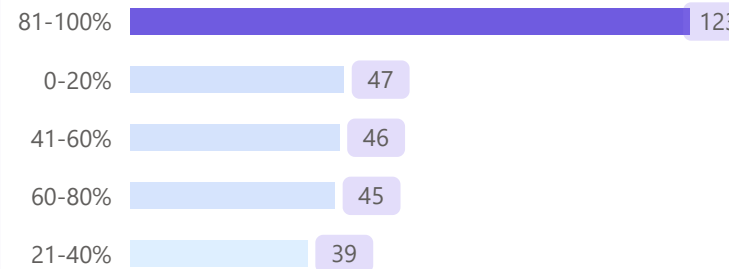
Projects by Project Status



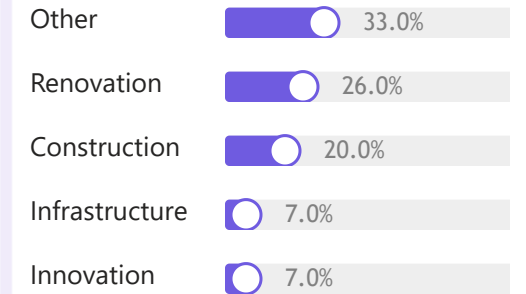
Tasks by Priority



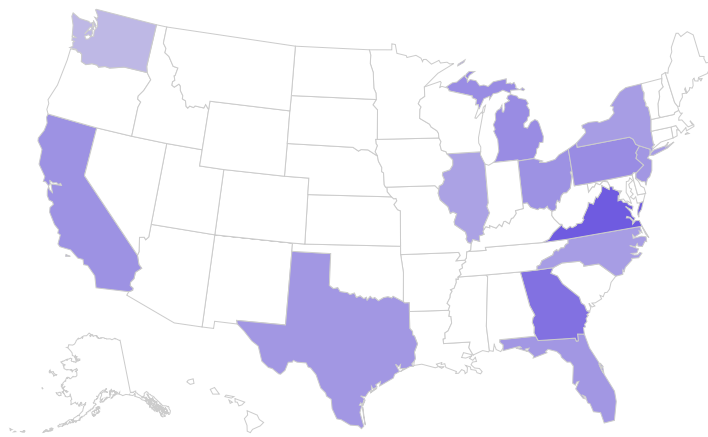
Tasks by Progress Group



Task by Project Type



Tasks and Projects by Location



	PM	Tasks	Overdue	Cost	Budget	Profit	Tasks Completion	Budget Utilization
	David	26	10	\$37,165	\$129,024	\$1,920	60.6%	28.8%
	Eve	42	17	\$65,643	\$240,784	\$3,028	65.9%	27.3%
	Ivy	39	17	\$81,656	\$228,001	(\$1,646)	66.3%	35.8%
	Grace	38	23	\$49,665	\$191,912	\$2,576	64.1%	25.9%
	Charlie	60	31	\$98,240	\$338,275	\$3,357	61.6%	29.0%
	Frank	16	5	\$25,955	\$77,055	\$1,737	63.9%	33.7%
	Bob	25	8	\$59,632	\$145,675	\$2,777	71%	40.9%
	Alice	54	27	\$100,465	\$336,554	\$3,887	59.7%	29.9%

Search



Earliest End Date and Progress by Task Status, Task Name, Project Name, Start Date and Manager Name

● Completed ● In Progress ● Pending

Feb 2024 Mar 2024 Apr 2024 May 2024 Jun 2024 Jul 2024 Aug 2024 Sep 2024 Oct 2024 Nov 2024 Dec 2024 Jan 2025 Feb 2025 Mar 2025 Apr 2025 May 2025 Jun 2025

- Bridge Maintenance Project 065**
 - Task 001 of Bridge Maintenance Project 065
 - Task 002 of Bridge Maintenance Project 065
 - Task 003 of Bridge Maintenance Project 065
- Apartment Complex Development Project 022**
 - Task 001 of Apartment Complex Development ...
 - Task 002 of Apartment Complex Development ...
 - Task 003 of Apartment Complex Development ...
- Commercial Center Construction Project 038**
 - Task 001 of Commercial Center Construction P..
 - Task 002 of Commercial Center Construction P..
 - Task 003 of Commercial Center Construction P..
- Apartment Complex Development Project 027**

