Total Assessed Cables	Phases	Total Accessories Terminations	Conductor Ft. & Mi.	Circuit Ft. & Mi
187,578	Single Phase 137,236	565,694	Conductor Miles 66,837.0	Circuit Miles 29,678
Phases 282,823	2 & 3 Phases 50,342	Joint 152,674	Conductor Ft. 351,604,563	Circuit Feet 155,636,016

Company Name: All
Substation: All
Feeder: All
Test Date: 6/16/2006 – 8/1/2024
Match: All
Latest Test: All
Recommendation: All
Mitigation Success (Cabl...: All
Phase Count: All
Recommendation Break...: All

Cable System Performance

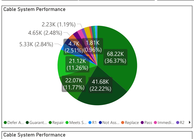

Performance with Mitigated

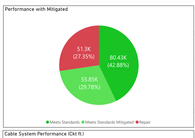

Cable System Performance

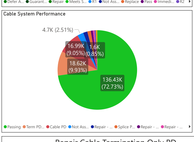

Cable System Performance (Ckt ft.)

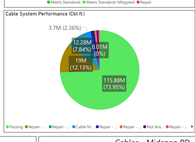

Repair Cable Termination Only PD
18,620

Cables - Midspan PD
21,658

Cables w/Termination PD Only



Cables w/Termination PD Only



Cable System Performance by Vintage

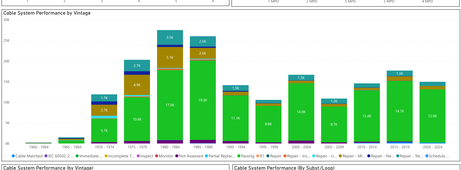

Cable System Performance By Vintage!

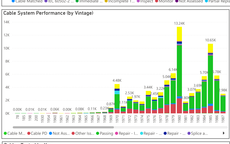

Cable System Performance (By Subst./Loop)

Cables Tested by Year

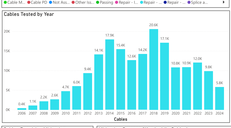

Ckt Miles by Year

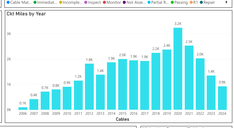

Cables Requiring Mitigation

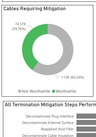

Mitigation Success (Worthwhile Cables)

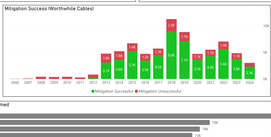

Mitigation Success (Cables)

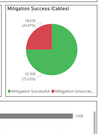

All Termination Mitigation Steps Performed

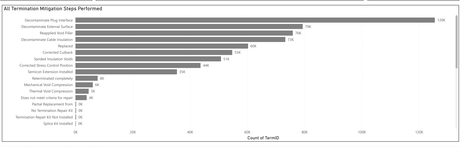

Average Cables per Month & Tested MDU Days per Month

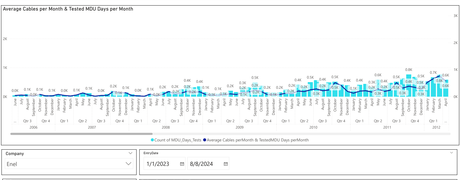

Company: Enel
Entrydate: 1/1/2023 – 8/8/2024

Delays

Total Delay Hours
94

Delay Categories by Day

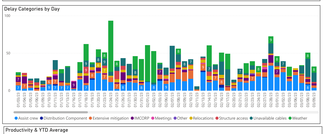

Avg. Daily Cable per M
5
Tested MDU Days
10,101

Productivity & YTD Average

TestID	TestDate	FileName	Recommendation	IssueLocation	District	Substation	Feeder
58,908	1/21/15	010111_1008_Maxton Airport 115_Campbell 23_RSR VLA69_SWGR D1833A	Schedule Repair	Term PD Only	N/A	Maxton Airport 115	Campbell 23
42,100	2/1/07	010207_0930_Mesquite_F4_JB4_T_TO41	Defer Action	Passing	N/A	Mesquite	F4
42,099	2/1/07	010207_1104_Mesquite_F4_TO40_TO41	Defer Action	Passing	N/A	Mesquite	F4
42,074	2/1/07	010207_1633_Mesquite_F8_TO40_TO41	Defer Action	Passing	N/A	Mesquite	F8
17,440	2/1/00	010210_1116_Meadow Lake II_Circuit 10_F78_T79	Immediate Repair	Term PD Only	N/A	Meadow Lake II	Circuit 10
36,512	2/1/10	010210_1341_Meadow Lake II_Circuit 9_T78_T49	Defer Action	Passing	N/A	Meadow Lake II	Circuit 9
31,754	2/1/11	010211_0913_Wallace Circle_RFR X8E002_RSR MAN44	Partial Replacement	Cable PD	N/A	Wallace Circle	
26,899	2/1/11	010211_0959_LNG 0002_M668_RFR 13911020669680_RFR 13911000669810	Repair	Cable PD	N/A	LNG 0002	M668
31,007	2/1/11	010211_1106_LNG 0002_M668_RFR 13911020669680_RFR 13911000669680	Meets Standards	Passing	N/A	LNG 0002	M668
31,293	2/1/11	010211_1111_Shepherds Flat North_Feeder 8A_IBOX 164_IBOX 163	Defer Action	Passing	N/A	Shepherds Flat North	Feeder 8A
31,711	2/1/11	010211_1122_Wallace Circle_RFR X8E002_RFR X8E99	Partial Replacement	Cable PD	N/A	Wallace Circle	
31,714	2/1/11	010211_1210_Shepherds Flat North_Feeder 8A_IBOX 164_IBOX 165	Repair	Term PD Only	N/A	Shepherds Flat North	Feeder 8A
20,646	2/1/11	010211_1304_LNG 0002_M668_RFR 13911020669680_RFR 13911000669680	Meets Standards	Passing	N/A	LNG 0002	M668
31,743	2/1/11	010211_1307_Shepherds Flat North_Feeder 8A_IBOX 166_IBOX 165	Defer Action	Passing	N/A	Shepherds Flat North	Feeder 8A
31,753	2/1/11	010211_1324_Wallace Circle_RFR X8E00_RFR X8E99	Schedule Repair	Repair - Neutral	N/A	Wallace Circle	
31,752	2/1/11	010211_1406_Wallace Circle_RFR X8E00_RFR X8E89	Schedule Repair	Repair - Neutral	N/A	Wallace Circle	
31,737	2/1/11	010211_1502_Topsail Greens_X Phase_RFR DGA98_RFR 122P18	Defer Action	Passing	N/A	Topsail Greens	X Phase
31,733	2/1/11	010211_1507_Shepherds Flat North_Feeder 8A_IBOX 168_IBOX 167	Defer Action	Passing	N/A	Shepherds Flat North	Feeder 8A
31,736	2/1/11	010211_1540_Topsail Greens_X Phase_RFR DGA98_RFR DGB13	Defer Action	Passing	N/A	Topsail Greens	X Phase
31,739	2/1/11	010211_1811_Shepherds Flat North_Feeder 8A_IBOX 170_IBOX 171	Defer Action	Passing	N/A	Shepherds Flat North	Feeder 8A
25,818	2/1/12	010212_0825_Englewood Sub_Feeder 767_RSR T0239_SU857 Prelim	Immediate Repair	Term PD Only	N/A	Englewood Sub	Feeder 767
16,636	2/1/12	010212_0830_Mimosa Park_Z Phase_RFR T0569_RSR 762	Defer Action	Passing	N/A	Mimosa Park	Z Phase